








Risk reflection journal success criteria			
<b>Big Idea:</b>			
Progress involves exposing ourselves to, and considering the impact of, forms of danger, harm, uncertainty or opportunity.			
	Beginning	Developing	Mastering
1 	Use short sentences to make a point.	Use sentences to make a point and provide <u>descriptions</u> .	Use descriptive sentences to make points. Provide <u>explanations</u> and relate answers to <u>real life experiences</u> .
2 	Use punctuation, grammar and spelling with some mistakes evident.	Use punctuation, grammar and spelling well, with <u>minimal errors</u> .	Use punctuation, grammar and spelling <u>effectively</u> .
Please note that you may not cover this theme every lesson or in every subject, however we do expect to see some reflecting of learning in each subject area. Some subjects may have more detail than others.			
3 	Use <u>some</u> keynote skills. E.g. Animation, bullet points, background colours, size of font.	<u>Consistent</u> use of keynote app skills. E.g. controlled animation, bullet points, background house style, and appropriate sized font.	<u>Consistent and engaging</u> use of keynote app skills. E.g. controlled animation, bullet points, background house style, and appropriate sized font/style.
It is important to include images of you and your own work. We do not want lots of irrelevant images from the internet. TIP: If scaling an image always stretch it from the corner, so it doesn't become distorted!			
5 	Briefly describe how you took a risk in a lesson to make progress. Do this for 8 subjects.	<u>Clearly describe</u> how you took a risk in a lesson to make progress. <u>Do this for 10 subjects</u> .	Clearly describe how you took a risk in a lesson to make progress. Do this for <u>13 subjects</u> .
7 	Give a basic description of a country where <u>people face high levels of risk every day</u> .	Give a basic description of a country where people face high levels of risk every day.  <u>Describe</u> what you think it would be like to live in this country?	Give a basic description of a country where people face high levels of risk every day.  <u>Describe</u> what you think it would be like to live in this country?  <u>Suggest a solution to minimise risk?</u>
<b>Start .... Friday 8<sup>th</sup> September</b>			



Submission – Ready to be marked on Monday 6<sup>th</sup> November

Exemplar:

Mastering level explanation

Subject: **Maths**

I am fairly confident with my Maths but still get some answers wrong. In a recent test I was disappointed that I got 15/20. My Maths teacher suggested that when I had completed my homework I should spend another five minutes checking my thinking.

If I had made a simple mistake and spotted it I could change the answer. I decided that whilst I would rather be watching TV or reading after school I would take a risk and give this idea a try. I tried it for a week and in my next test I got 18/20.

I am now really motivated to spend five minutes extra with all of my homework. I can now see that I am learning more.